



Welcome to the Canvas Parent Guide!

(Access online at <http://bit.ly/ssd-canvas>)

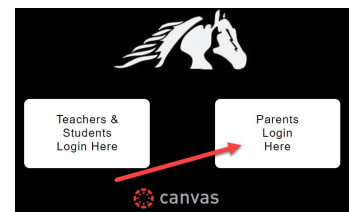
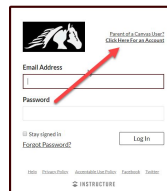
The **BEST** way to access ALL of your child's information is to log into the **WEB VERSION** of Canvas and sign up for a parent account. You'll only need to sign up for an account once. Your username and password will work on both the Web Version and the App version.

WEB Version - What you'll need:

- Computer (PC or Mac)
- Internet Access
- Link to site: <https://sisters.instructure.com> ← BOOKMARK THIS!
- A pairing code for your child (3 Options for retrieval)
 - Option 1 (quickest): Have your child log into their Canvas Account
 - Go to Account → Settings → Pair With Observer
 - Option 2: Contact the main office to retrieve code
 - Option 3: Email: Wes.Estvold@ssd6.org
 - Please allow a 24 hour response time

Step by Step Guide:

- Log into Canvas by going to <http://sisters.instructure.com>
- You'll see a black page with the Outlaw Horsehead. Click "Parents Login Here"
- Click "Click Here For an Account" on the top right of the screen



- Put in all of your information on the Parent Signup Page.
 - You'll need your pairing code at this point.
- You should be logged in now!

Parent Signup

Your Name

Your Email

Password

Re-enter Password

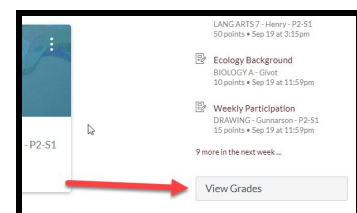
Student Pairing Code What is a pairing code?

You agree to the terms of use and acknowledge the privacy policy.

Cancel Start Participating

- To check grades, scroll to the bottom of the page and click "View Grades" on the right hand side of the screen.

- [Click here for a step by step VIDEO](http://tiny.cc/ssd-parent-setup)
<http://tiny.cc/ssd-parent-setup>



Have an iPhone or an Android Phone? Check out the back side of this paper!

Android and Apple App: This app is ideal for a quick grade check. To get further details about assignments and grades, it is best to log into the WEB version. If you have already created an account using the WEB version, you can skip this process!

What you'll need:

- iPhone or Android Phone
- Canvas PARENT APP
- Pairing code for your child (3 Options for retrieval)
 - Option 1 (quickest): Have your child log into their Canvas Account
 - Go to Account → Settings → Pair With Observer
 - Option 2: Contact the main office to retrieve code
 - Option 3: email Wes.Estvold@ssd6.org
 - Please allow a 24 hour response time
- Under “Find My School” type in **sisters.instructure.com**
- Click “Parents Login Here”
- Click “Create Account”
 - NOTE: If you already created an account on the Canvas website, use those credentials
- Enter Information including the pairing code

