

FROM THE PRINCIPAL

Dear Parents and Community Members,

We are proud to inform you that Sisters Elementary School continues to be among the top of Oregon schools. We finished the second year of the Smarter Balanced Assessments in Math and English. The tests measure more complex, real-world skills such as critical-thinking, writing, and problem solving. Oregon schools raised the bar to make sure our students are prepared for college and the work place. For this reason, some scores may look lower this year. However, just like we saw with OAKS, these results will improve over time as students and teachers rise to the challenge of these higher expectations. It's important to remember that we are still in transition. These results represent a new baseline for all Oregon students and provide a clearer picture of the path that

they need to be ready for college and career readiness.

We promise to continue to deliver excellence at Sisters Elementary School, putting kids first in everything that we do! Further, we will work to improve our instruction in ways that positively impact student learning, individual growth and success through continued school improvement and implementing research based instructional strategies. We look forward to partnering with you to ensure all of our students reach their fullest potential.

Thank you,

Principal | Becky Stoughton

SCHOOL PROFILE

ENROLLMENT 2016-17	326
K-3	250
4-5	76
6-8	--

MEDIAN CLASS SIZE	School	Oregon
Self-Contained	22.0	24.0
Departmentalized	--	--

IMMUNIZATION RATES

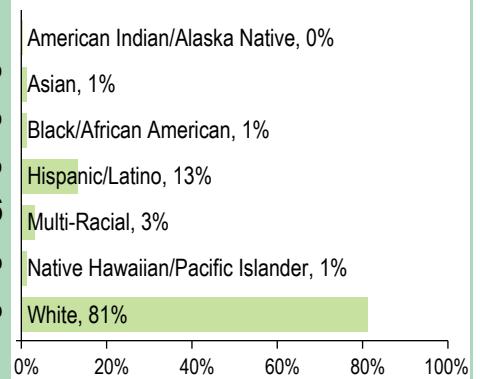
Percent of students with all required vaccines: 83
Percent of students without all required vaccines: 17

When data are unavailable or to protect student confidentiality:

* refers to groups of less than 6 students.
<5 indicates that a percentage is less than 5%.

SELECTED DEMOGRAPHICS	
Economically Disadvantaged	40%
Students with Disabilities	7%
Ever English Learner	9%
Different Languages Spoken	6
Regular Attenders	81.5%
Mobile Students	17.6%

STUDENTS



(The percent without required vaccines includes students with medical exemptions, nonmedical exemptions, no immunization records, or up-to-date but incomplete immunization records. Visit <http://www.healthoregon.org/immdata> for more information.)

>95 indicates that a percentage is greater than 95%.
*** refers to a school that offers lunch at no charge to all students.

The Oregon Department of Education (ODE) will not assign summative, overall ratings to schools on the 2016-17 report cards given the upcoming implementation of the Every Student Succeeds Act (ESSA) in 2017-18. However, the ODE will report indicator ratings (e.g., achievement, growth, graduation, etc.) for each school and student group on the 2016-17 Report Card (RC) Rating Details reports. These reports are accessible at <http://www.oregon.gov/ode/schools-and-districts/reportcards>. For more information about ESSA and the redesign of the school and district report cards, please visit <http://www.oregon.gov/ode/rules-and-policies/ESSA>.

PROGRESS ARE STUDENTS MAKING ADEQUATE GAINS OVER TIME?

SCHOOL PERFORMANCE

Performance of students enrolled in the school for a full academic year

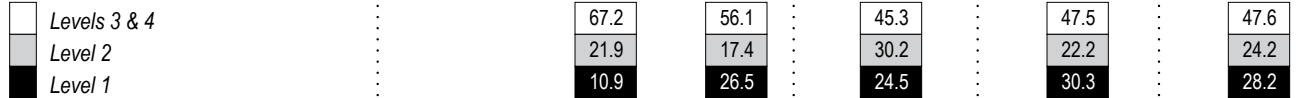
Did at least 95% of the students at this school take required assessments? Yes No, Interpret Results with Caution
Participation rate criteria are in place to ensure schools test all eligible students.

The Smarter Balanced and alternate assessments have four performance levels where levels 3 and 4 are meeting the standard for school and district accountability.


2014-15 was the first operational year of the new English language arts and mathematics assessments.

	School Performance (%)			School Performance (%)	Oregon Performance (%)	Like-School Average (%)
	2013-14	2014-15	2015-16	2016-17	2016-17	2016-17

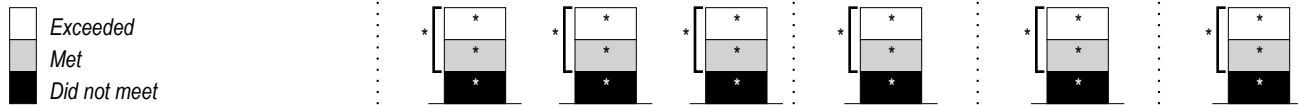
English Language Arts (Administered statewide in grades: 3-8, 11)



Mathematics (Administered statewide in grades: 3-8, 11)



Science (OAKS) (Administered statewide in Grades: 5, 8, 11)



See report cards from previous years to view historical OAKS performance data.

Visit www.oregon.gov/ode/reports-and-data for additional assessment results.

*, <5, and >95 are displayed when the data must be suppressed to protect student confidentiality.

OUTCOMES FOR KEY STUDENT GROUPS AT THIS SCHOOL COMPARED TO THE SAME GROUPS STATEWIDE

STUDENT GROUP OUTCOMES

	School Performance (%)	Oregon Performance (%)	Like-School Average (%)	School Performance (%)	Oregon Performance (%)	Like-School Average (%)	School Performance (%)	Oregon Performance (%)	Like-School Average (%)		
Economically Disadvantaged			American Indian/Alaska Native			Native Hawaiian/Pacific Islander					
Eng. Lang. Arts	36.0	35.5	36.8	Eng. Lang. Arts	*	28.4	29.8	Eng. Lang. Arts	*	31.7	46.7
Mathematics	30.0	33.6	33.3	Mathematics	*	28.6	31.6	Mathematics	*	27.9	46.7
Science	*	*	*	Science	*	*	*	Science	*	*	*
Ever English Learners			Asian			White					
Eng. Lang. Arts	7.7	23.4	21.3	Eng. Lang. Arts	*	67.3	65.9	Eng. Lang. Arts	52.2	54.5	49.4
Mathematics	23.1	24.2	22.2	Mathematics	*	69.4	65.9	Mathematics	46.9	52.1	43.5
Science	*	*	*	Science	*	*	*	Science	*	*	*
Students with Disabilities			Black/African American			Female					
Eng. Lang. Arts	8.3	23.5	17.6	Eng. Lang. Arts	*	26.5	33.3	Eng. Lang. Arts	47.8	51.5	53.2
Mathematics	16.7	23.4	16.1	Mathematics	*	21.8	28.6	Mathematics	42.0	44.2	42.1
Science	*	*	*	Science	*	*	*	Science	*	*	*
Migrant			Hispanic/Latino			Male					
Eng. Lang. Arts	<5	19.4	22.9	Eng. Lang. Arts	11.8	28.5	33.7	Eng. Lang. Arts	42.9	43.6	42.2
Mathematics	16.7	20.4	22.9	Mathematics	23.5	27.4	33.9	Mathematics	42.9	46.6	42.3
Science	*	*	*	Science	*	*	*	Science	*	*	*
Talented and Gifted			Multi-Racial								
Eng. Lang. Arts	*	94.0	94.3	Eng. Lang. Arts	*	52.2	51.8	*, <5, and >95 are displayed when the data must be suppressed to protect student confidentiality.			
Mathematics	*	95.8	93.3	Mathematics	*	48.9	40.9				
Science	*	*	*	Science	*	*	*				

CURRICULUM & LEARNING ENVIRONMENT WHAT IS THIS SCHOOL DOING TO IMPROVE STUDENT LEARNING AND TO PREPARE STUDENTS FOR THE FUTURE?

SCHOOL READINESS

- On-Site
Preschool Programs
- PreK-4
Advisory Council
- Kindergarten
Assessment
- Full

- Day Kindergarten
- School-wide
Events to Promote Community and Family
Involvement
- Hispanic Advocate
- Family Access Network
- School Based Health Center
- Counseling

ACADEMIC SUPPORT

- Multi-Tiered System of Support (MTSS) for academics and behaviors
- Strategic Reading and Math instruction dedicated to tiered core instruction
- School-wide PBIS
- Specialist rotations of Music, Art, Counseling and Physical Education
- Special Education support services
- English Language Development support services
- Summer School Programming
- Interdisciplinary team planning to support individual students

ACADEMIC ENRICHMENT

- Differentiated Instruction to meet the needs of all learners
- Mandarin Chinese
- Battle of the Books
- Music and Movement
- Physical Education
- Arts Integration
- Social/Emotional learning
- Sisters Science Club
- Sisters Park and Recreation collaboration including After School Programs
- Partnership with Sisters Folk Festival and arts integration
- Sisters School Foundation support
- Outdoor Educational Experiences

EXTRA-CURRICULAR ACTIVITIES/ AFTER SCHOOL PROGRAMS

- Partnership with Sisters Folk Festival and arts education opportunities
- Sisters Park and Recreation Sports and After

- School Enrichment Programs
- Seed to Table
- After School Choir
- After School Strings Program
- Garden Club

Data and information in the Curriculum and Learning Environment section were provided by local schools and districts, and were not verified by the Oregon Department of Education.