

FROM THE PRINCIPAL

Dear Parents and Community Members,

We are proud to inform you that Sisters Elementary School earned a top rating of a level five on our report card for the 2013-2014 school year. This rating means we are among the top 10% of Oregon schools. The rating components combine student achievement, student growth, and the growth of underserved subgroups into a complex formula that compares us to all schools statewide. The report card explains what data was used to determine our rating. It also provides key information regarding the 2013-2014 educational progress at Sisters Elementary School.

We promise to continue to deliver excellence at Sisters Elementary School, putting kids first in everything that we do! Further, we will work to improve our instruction in ways that positively impact student learning and individual growth and success by aligning our instruction to the Common Core State Standards and implementing research based instructional strategies. We look forward to partnering with you to ensure all of our students reach their fullest potential.

Thank you,

Principal | Becky Stoughton

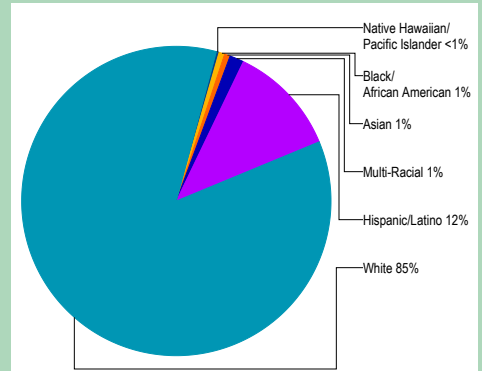
SCHOOL PROFILE

Enrollment 2013-14	336
K-3	263
4-5	73
Change from previous year	+12.4%
Students attending 90% or more of enrolled days	88.2%
.....	
Average elementary class size in 2012-13	22.5

Note: a ** is displayed when the data must be suppressed to protect student confidentiality.

Select Demographics 2013-14	
English Learners	6%
<i>Students who have ever been eligible for or participated in a program to acquire academic English.</i>	
Economically disadvantaged	36%
Students with disabilities	7%
.....	
Number of different languages spoken:	2

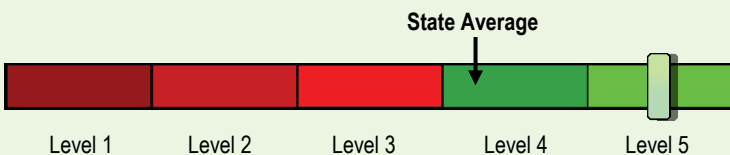
STUDENTS



OVERALL STATE RATING HOW ARE STUDENTS AT THIS SCHOOL PERFORMING COMPARED TO THOSE AT OTHER SCHOOLS?

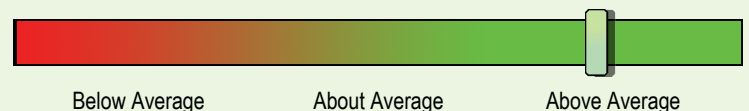
The overall state rating is intended to summarize this school's particular successes and challenges. It is based on a combination of up to five factors. Three of these factors come from standardized test scores in reading and math: student achievement, student growth, and the growth of underserved subgroups. Please be aware that this rating is based mainly on high-stakes testing and accordingly, represents a limited view of student performance. Other aspects of this report card are designed to put this rating in the proper context.

Compared to all schools statewide in 2013-14, this school is rated as Level 5.



- Level 1** = Falls into the bottom 5% of schools
- Level 2** = Falls between 5% and 15% of schools
- Level 3** = Falls between 15% and 44% of schools
- Level 4** = Falls between 44% and 90% of schools
- Level 5** = Falls into the top 10% of schools

Compared to elementary schools with similar student demographics in 2013-14, this school's rating is above average.



- Below average** = Falls into the bottom third of comparison schools
- About average** = Falls into the middle third of comparison schools
- Above average** = Falls into the top third of comparison schools

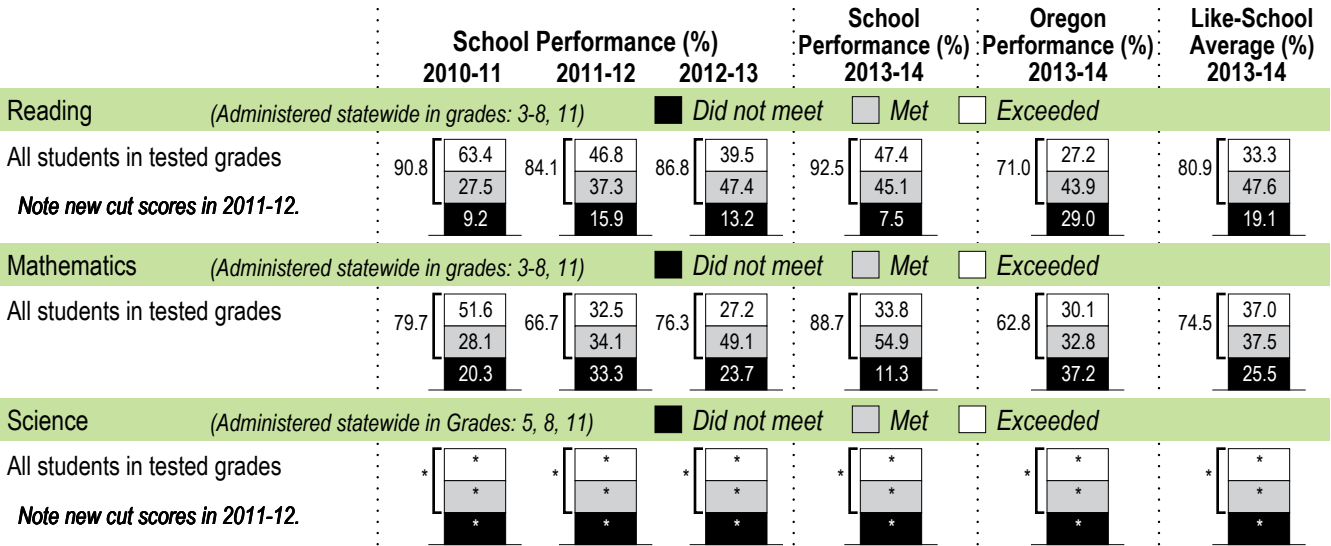
PROGRESS ARE STUDENTS MAKING ADEQUATE GAINS OVER TIME?

SCHOOL PERFORMANCE

Performance of students enrolled in the school for a full academic year

Did at least 95% of the students at this school take required assessments? Yes No

Participation rate criteria are in place to ensure schools test as many eligible students as possible



Visit www.ode.state.or.us/go/data for additional assessment results.

Note: a "*" is displayed when data are unavailable or to protect student confidentiality.

OUTCOMES FOR KEY STUDENT GROUPS AT THIS SCHOOL COMPARED TO THE SAME GROUPS STATEWIDE

STUDENT GROUP OUTCOMES

	School Performance (%)	Oregon Performance (%)	School Compared to OR Average	School Performance (%)	Oregon Performance (%)	School Compared to OR Average	School Performance (%)	Oregon Performance (%)	School Compared to OR Average		
Economically Disadvantaged				American Indian/Alaska Native			Native Hawaiian/Pacific Islander				
Reading	84.6	59.8	+24.8	Reading	*	60.0	*	Reading	*	55.0	*
Mathematics	86.5	50.7	+35.8	Mathematics	*	49.8	*	Mathematics	*	49.7	*
Science	*	*	*	Science	*	*	*	Science	*	*	*
English Learners				Asian			White				
Reading	75.0	45.0	+30.0	Reading	*	79.5	*	Reading	93.9	78.4	+15.5
Mathematics	87.5	43.1	+44.4	Mathematics	*	78.2	*	Mathematics	87.8	69.3	+18.5
Science	*	*	*	Science	*	*	*	Science	*	*	*
Students with Disabilities				Black/African American			Female				
Reading	90.9	44.5	+46.4	Reading	*	53.1	*	Reading	89.7	73.4	+16.3
Mathematics	81.8	36.7	+45.1	Mathematics	*	40.5	*	Mathematics	83.8	61.8	+22.0
Science	*	*	*	Science	*	*	*	Science	*	*	*
Migrant				Hispanic/Latino			Male				
Reading	*	40.8	*	Reading	81.3	51.3	+30.0	Reading	>95	68.8	*
Mathematics	*	40.9	*	Mathematics	93.8	45.5	+48.3	Mathematics	93.8	63.8	+30.0
Science	*	*	*	Science	*	*	*	Science	*	*	*
Talented and Gifted				Multi-Racial							
Reading	>95	98.2	*	Reading	*	76.3	*	<div style="border: 1px solid black; padding: 5px;"> Note: a "*" is displayed when data are unavailable or to protect student confidentiality. </div>			
Mathematics	>95	98.3	*	Mathematics	*	65.5	*				
Science	*	*	*	Science	*	*	*				

CURRICULUM & LEARNING ENVIRONMENT WHAT IS THIS SCHOOL DOING TO IMPROVE STUDENT LEARNING AND TO PREPARE STUDENTS FOR THE FUTURE?

SCHOOL READINESS

On-Site Preschool Program
PreK-4 Advisory Council
Kindergarten Assessment

Full Day Kindergarten
School-wide Events to Promote Community and Family Involvement
II Time Hispanic Advocate

ACADEMIC SUPPORT

School-wide blended classrooms supporting growth and development of each student
Walk-to-Read and Math Service Delivery providing dedicated tiered core instruction
Multi-Tiered System of Support (MTSS) integrating the Response to Intervention (RTI) framework
School-wide PBIS supporting positive behaviors, character development and social emotional learning
Special Education support services
English Language Development support for students who are English Language Learners
Talented and Gifted service
Counseling services offered to support mental health and wellness
Interdisciplinary team planning to support individual students

ACADEMIC ENRICHMENT

Differentiated Instruction to meet the needs of advanced learners.
Mandarin Chinese
Sisters Science Club
Sisters Park and Recreation Collaboration including After School Programs
Art Integration and Partnership with Sisters Folk Festival
Outdoor Educational Experiences

EXTRA-CURRICULAR ACTIVITIES/ AFTER SCHOOL PROGRAMS

Sisters Park and Recreation Sports and After School Enrichment Program
Seed to Table
Garden Club

Data and information in the Curriculum and Learning Environment section was provided by local schools and districts and was not verified by the Oregon Department of Education.

FEDERAL TITLE I DESIGNATION

Priority Focus Model

Model Schools are high poverty schools that were ranked in the top 5% of Title I-A schools in the state based on Oregon's rating formula. These schools serve as models of successful student outcomes.

Priority and Focus school designations were based on 2011-12 data. Model school designations were based on 2013-14 data.