

FROM THE PRINCIPAL

Dear Parents and Community Members,

Enclosed is the newly redesigned version of the Annual Oregon State Report Card for the 2012-13 school-year. The purpose of the report card is to look at the academic progress of ALL students in a school. This report is a snap shot of our students overall achievement, and growth in achievement in Reading and Mathematics, as well as a look at various sub-groups of students in our school.

For the 2012-13 school-year Sisters Middle School received an overall rating of level four, out of a possible five levels. This rating means that when compared to similar middle schools in Oregon, Sisters Middle School students are outperforming those students

on average.

While we are proud of our students' success rate, we are committed to meeting the needs of all students and improving our student success rate. We will continue to focus on student academic growth with the implementation of the Common Core State Standards, as well as working to develop a school-wide integrated system that meets the needs of our disadvantaged and those with special needs.

Thank you,

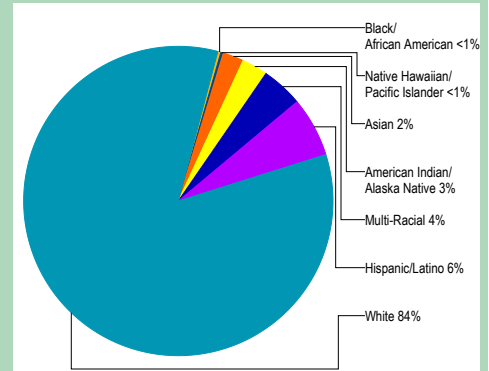
Principal | Marshall Jackson

SCHOOL PROFILE

Enrollment 2012-13	369	Select Demographics 2012-13	
Change from previous year	-6.1%	English Learners	<5%
Students attending 90% or more of enrolled days	83%	<i>Students who have ever been eligible for or participated in a program to acquire academic English.</i>	
.....		Economically disadvantaged	30%
.....		Students with disabilities	12%
.....		
.....		Number of different languages spoken:	3

*Note: a "**" is displayed when the data must be suppressed to protect student confidentiality.*

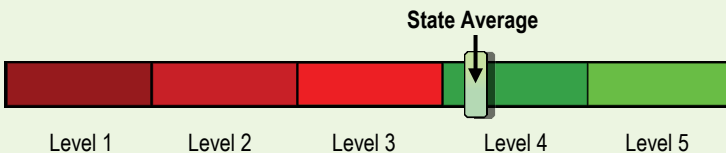
STUDENTS



OVERALL STATE RATING HOW ARE STUDENTS AT THIS SCHOOL PERFORMING COMPARED TO THOSE AT OTHER SCHOOLS?

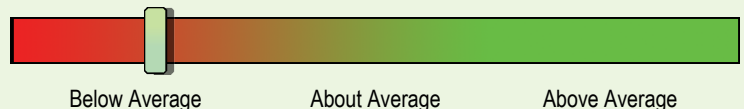
The overall state rating is intended to summarize this school's particular successes and challenges. It is based on a combination of up to five factors. Three of these factors come from standardized test scores in reading and math: student achievement, student growth, and the growth of underserved subgroups. Please be aware that this rating is based mainly on high-stakes testing and accordingly, represents a limited view of student performance. Other aspects of this report card are designed to put this rating in the proper context.

Compared to all schools statewide in 2012-13, this school is rated as Level 4.



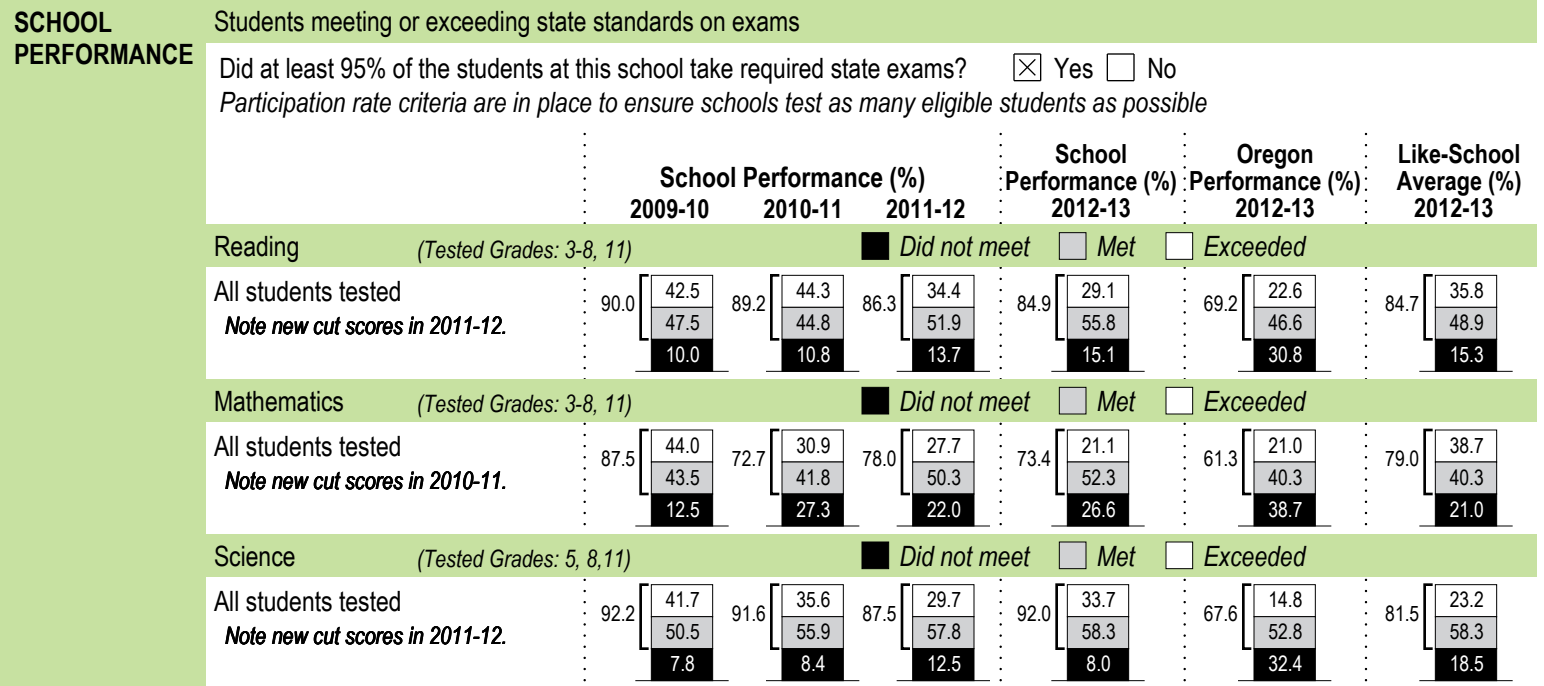
- Level 1** = Falls into the bottom 5% of schools
- Level 2** = Falls between 5% and 15% of schools
- Level 3** = Falls between 15% and 44% of schools
- Level 4** = Falls between 44% and 90% of schools
- Level 5** = Falls into the top 10% of schools

Compared to middle schools with similar student demographics in 2012-13, this school's rating is below average.



- Below average** = Falls into the bottom third of comparison schools
- About average** = Falls into the middle third of comparison schools
- Above average** = Falls into the top third of comparison schools

PROGRESS ARE STUDENTS MAKING ADEQUATE GAINS OVER TIME?



Visit www.ode.state.or.us/go/data for additional state exam results.

Note: a "*" is displayed when data are unavailable or to protect student confidentiality.

OUTCOMES FOR KEY STUDENT GROUPS AT THIS SCHOOL COMPARED TO THE SAME GROUPS STATEWIDE

STUDENT GROUP OUTCOMES	School Performance (%)	Oregon Performance (%)	School Compared to OR Average	School Performance (%)	Oregon Performance (%)	School Compared to OR Average	School Performance (%)	Oregon Performance (%)	School Compared to OR Average		
	All Students				American Indian/Alaska Native			Native Hawaiian/Pacific Islander			
Reading	84.9	69.2	+15.7	Reading	>95	55.2	*	Reading	*	53.4	*
Mathematics	73.4	61.3	+12.1	Mathematics	87.5	45.3	+42.2	Mathematics	*	48.6	*
Science	92.0	67.6	+24.4	Science	*	54.1	*	Science	*	46.6	*
Economically Disadvantaged				Asian				White			
Reading	76.9	57.6	+19.3	Reading	87.5	78.2	+9.3	Reading	85.9	75.5	+10.4
Mathematics	61.2	49.1	+12.1	Mathematics	75.0	80.4	-5.4	Mathematics	74.7	66.5	+8.2
Science	91.8	55.3	+36.5	Science	*	74.5	*	Science	91.4	75.5	+15.9
English Learners				Black/African American				Female			
Reading	60.0	45.4	+14.6	Reading	*	50.6	*	Reading	87.6	72.6	+15.0
Mathematics	80.0	44.1	+35.9	Mathematics	*	40.0	*	Mathematics	77.5	62.3	+15.2
Science	*	39.1	*	Science	*	43.2	*	Science	92.7	65.1	+27.6
Students with Disabilities				Hispanic/Latino				Male			
Reading	41.0	33.2	+7.8	Reading	71.4	51.1	+20.3	Reading	82.1	65.9	+16.2
Mathematics	25.6	24.4	+1.2	Mathematics	57.1	45.5	+11.6	Mathematics	69.2	60.4	+8.8
Science	71.4	40.2	+31.2	Science	88.9	45.5	+43.4	Science	91.4	69.9	+21.5
Talented and Gifted				Multi-Racial							
Reading	>95	98.6	*	Reading	73.3	73.4	-0.1				
Mathematics	>95	98.3	*	Mathematics	66.7	64.9	+1.8				
Science	>95	98.1	*	Science	>95	73.1	*				

Note: a "*" is displayed when data are unavailable or to protect student confidentiality.



Sisters Middle School

15200 McKenzie Hwy
Sisters, OR 97759, (541) 549-2099
www.sisters.k12.or.us

DISTRICT Sisters SD 6
SUPERINTENDENT Jim Golden
PRINCIPAL Marshall Jackson
GRADES SERVED 5-8

For more report card measures
including detailed demographic
information visit
www.ode.state.or.us/go/SchoolRC

CURRICULUM & LEARNING ENVIRONMENT WHAT IS THIS SCHOOL DOING TO IMPROVE STUDENT LEARNING AND TO PREPARE STUDENTS FOR THE FUTURE?

SCHOOL READINESS

Transition Day
Student Support Team

ACADEMIC SUPPORT

Reading classes for all 5th and 6th grade students
Sheltered Instructional Protocols for targeted students
Targeted Reading intervention/instruction
Special Education intervention
Proficiency period for 5th and 6th grade

ACADEMIC ENRICHMENT

WORLD LANGUAGE COURSES

Mandarin, Chinese
German

SPECIAL PROGRAMS

Technology, Visual Arts, Choir, Band, Drama
Outdoor School, SMILE Club, Americana

CAREER & TECHNICAL EDUCATION

*Information was not submitted for this section.

EXTRACURRICULAR ACTIVITIES

Community Schools Initiative
Partners with SPRD

Cross Country, Football, Basketball, Wrestling
Volleyball, Track & Field

Data and information in the Curriculum and Learning Environment section was provided by local schools and districts and was not verified by the Oregon Department of Education.